

PROJECT: DJ00297 TIP: W-5710GA

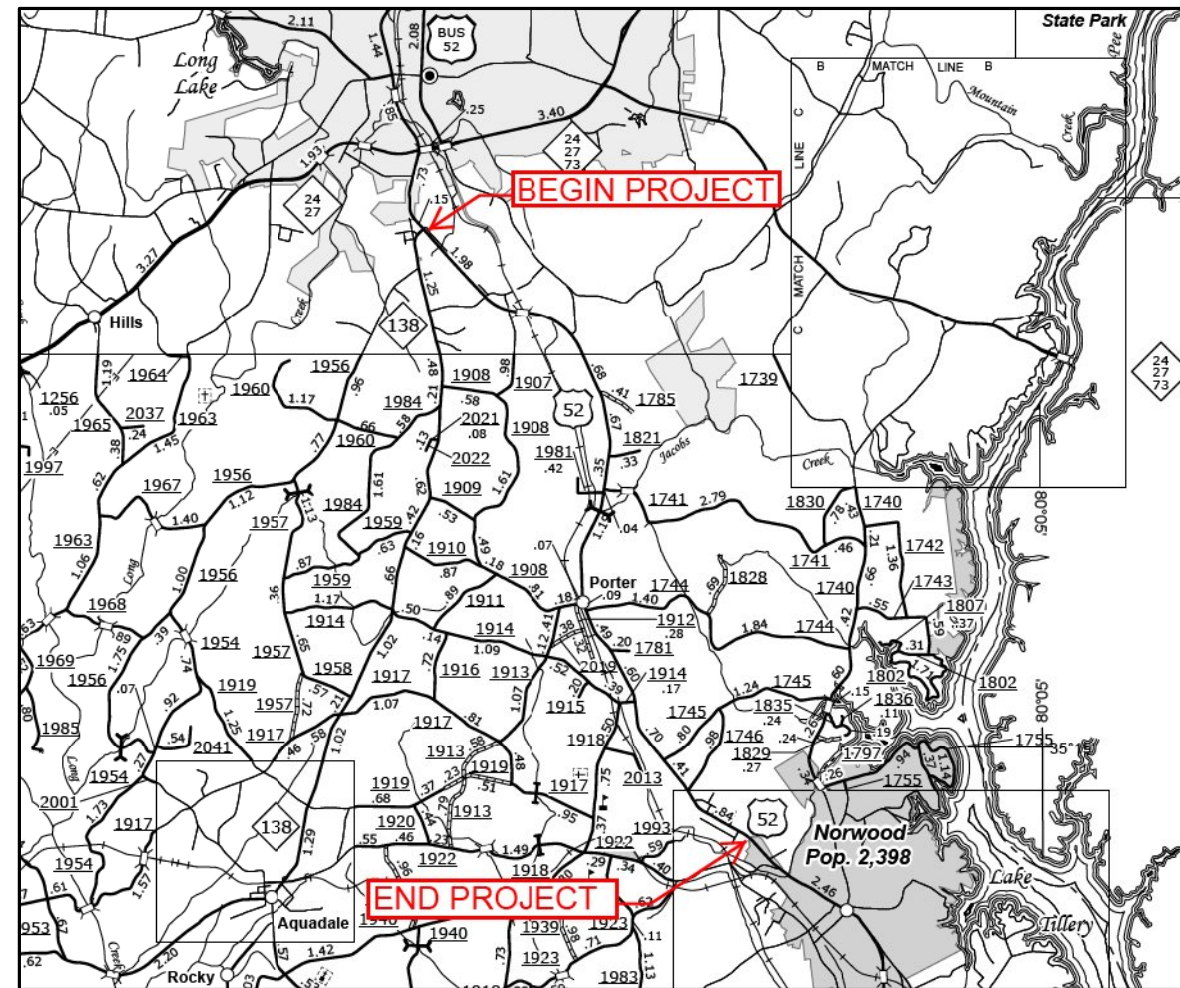
PROJECT: DJ00297 TIP: W-5710GA

STATE OF NORTH CAROLINA
DIVISION OF HIGHWAYS
STANLY COUNTY

STATE	STATE PROJECT REFERENCE NO.	SHEET NO.	TOTAL SHEETS
N.C.	W-5710GA	1	
STATE PROJ. NO.	F.A. PROJ. NO.	DESCRIPTION	
44856.3.32	HSIP-0052(054)	CONST.	

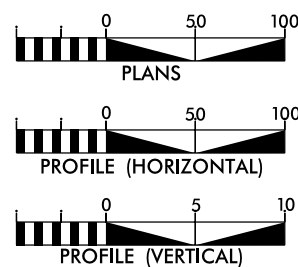
LOCATION: US 52 FROM SOUTH OF NC 138 (MP 11.09) TO THE CITY LIMITS OF NORWOOD (MP 3.54)

TYPE OF WORK: MILLED RUMBLE STRIPS AND THERMOPLASTIC PAVEMENT MARKINGS



VICINITY MAP NOT TO SCALE

GRAPHIC SCALES



DESIGN DATA

ADT 2016 = 8,100
ADT 2028 = 10,300
DHV = 10 %
D = 4 %
T = 5 %
V = 60 MPH

PROJECT LENGTH

LENGTH OF ROADWAY PROJECT W-5710GA = 7.55 MILES

Prepared in the Office of:
DIVISION OF HIGHWAYS
DIVISION TEN
DIVISION DESIGN / CONSTRUCT UNIT

2018 STANDARD SPECIFICATIONS


RIGHT OF WAY DATE:

LETTING DATE:

— AUGUST 1, 2018 —

TERRY W. BURLESON
PROJECT ENGINEER

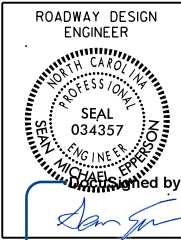
PROJECT DESIGN ENGINEER



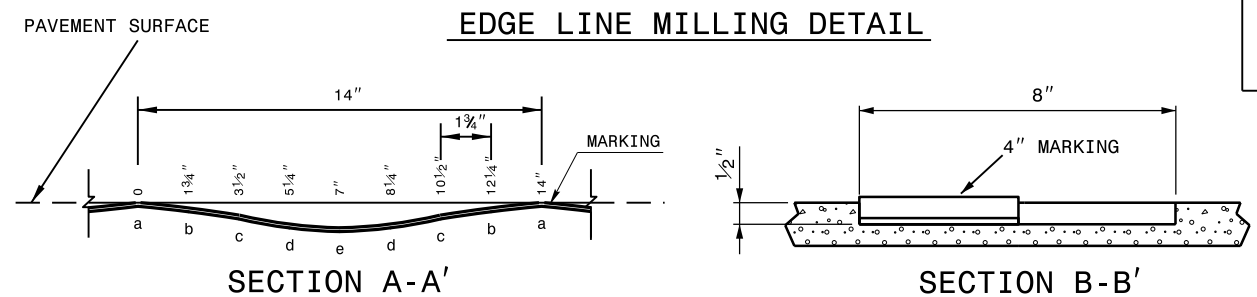
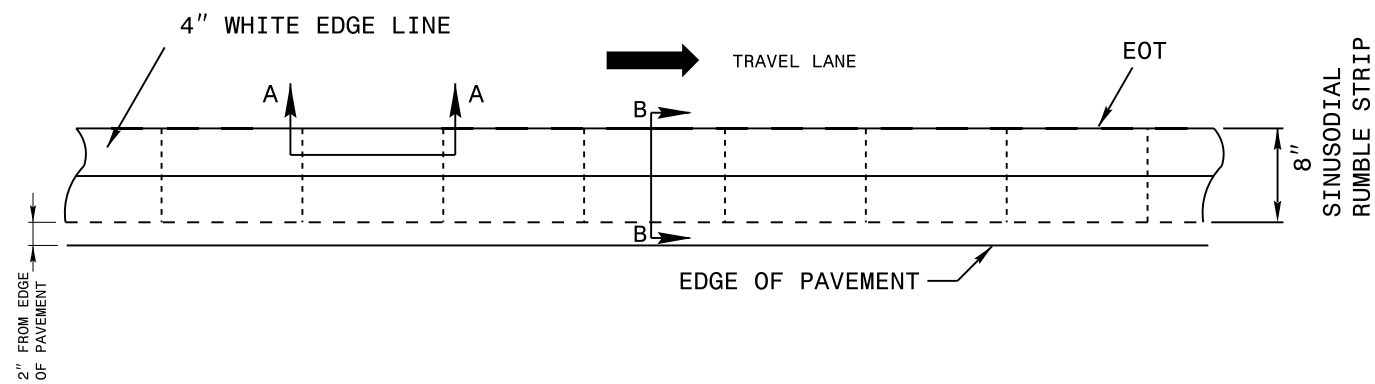
ROADWAY DESIGN
ENGINEER



DocuSign
Michael Epperson
6/22/2018

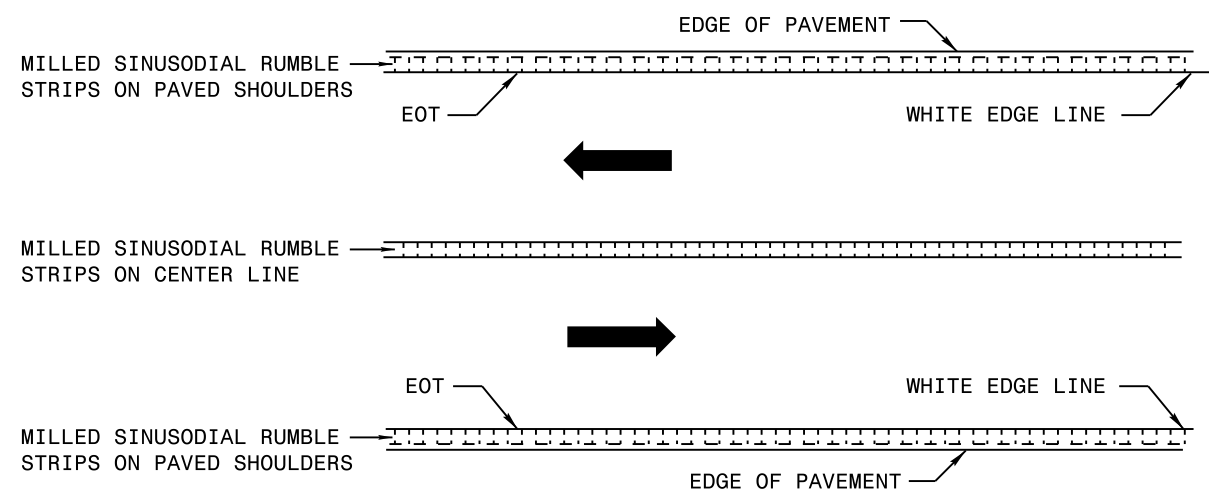
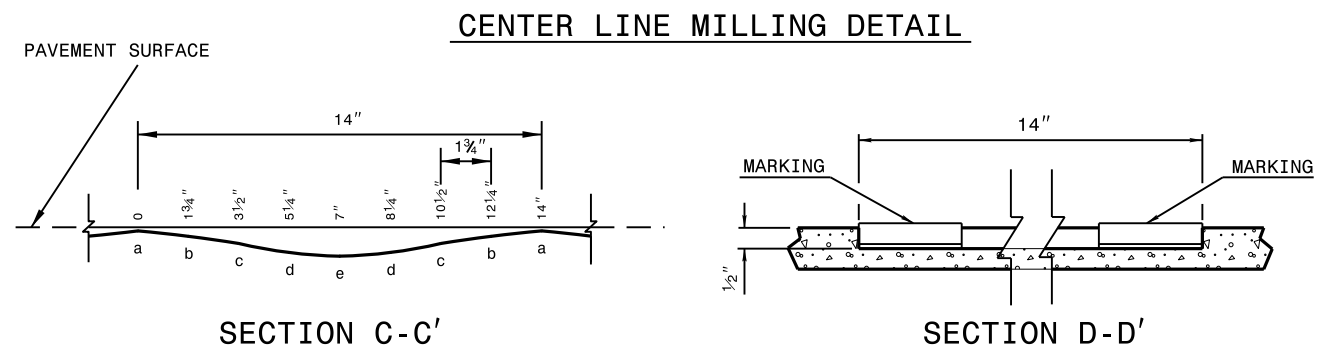
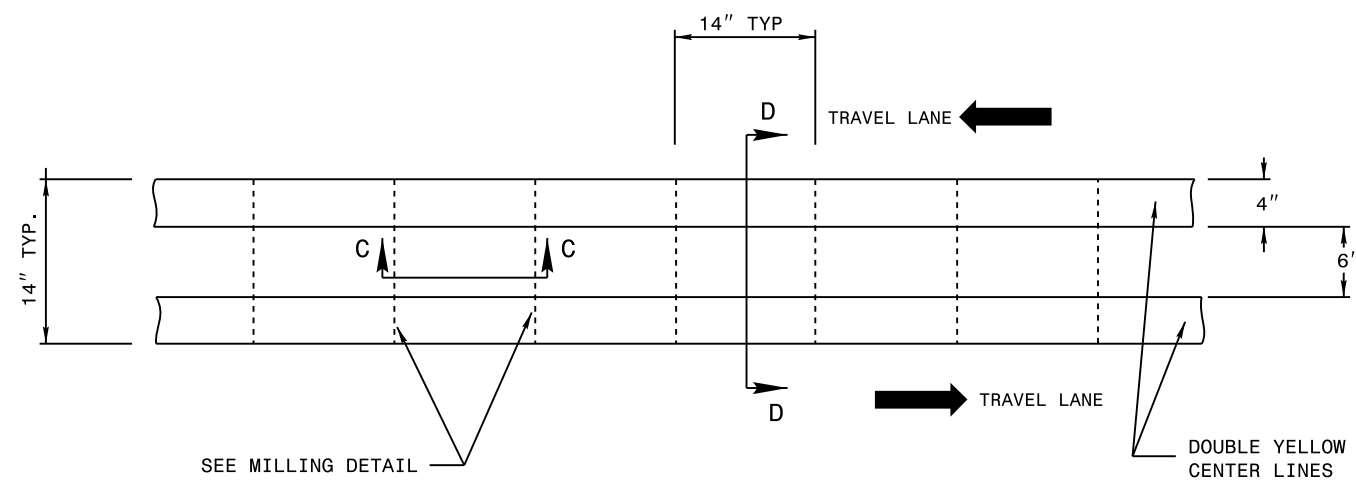


EDGE LINE TREATMENT



LOCATION	DEPTH	
	MIL	INCHES
a	62.5	1/16"
b	156	5/32"
c	281	9/32"
d	438	7/16"
e	500	1/2"

CENTER LINE



LANE TREATMENT


NOTES:

- 1) PAVEMENT MARKING MATERIAL SHALL BE THERMOPLASTIC.
- 2) USING A VACUUM, REMOVE ALL DEBRIS FROM THE MILLINGS JUST PRIOR TO PLACING ANY PAVEMENT MARKINGS
- 3) ENSURE GLASS BEADS ARE SPREAD UNIFORMLY OVER THE ENTIRE SURFACE OF THE PAVEMENT MARKING MATERIAL.
- 4) PLACE MILLED SINUSODIAL RUMBLES AS SHOWN ABOVE IN THIS DETAIL ON BOTH SHOULDERS IN BOTH DIRECTIONS.
- 5) IF SNOWPLOWABLE MARKERS ARE TO BE INSTALLED IN THE CENTERLINE, SKIP A 24" SPACE IN THE RUMBLE STRIPES EVERY 80'.

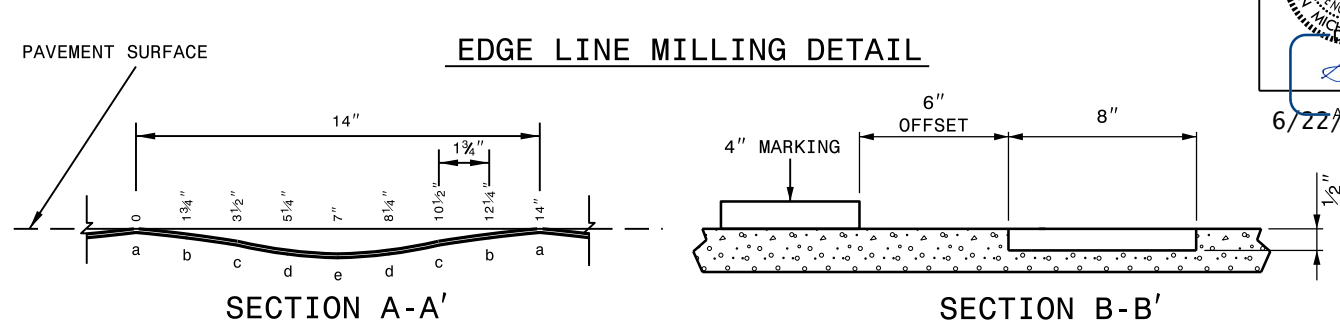
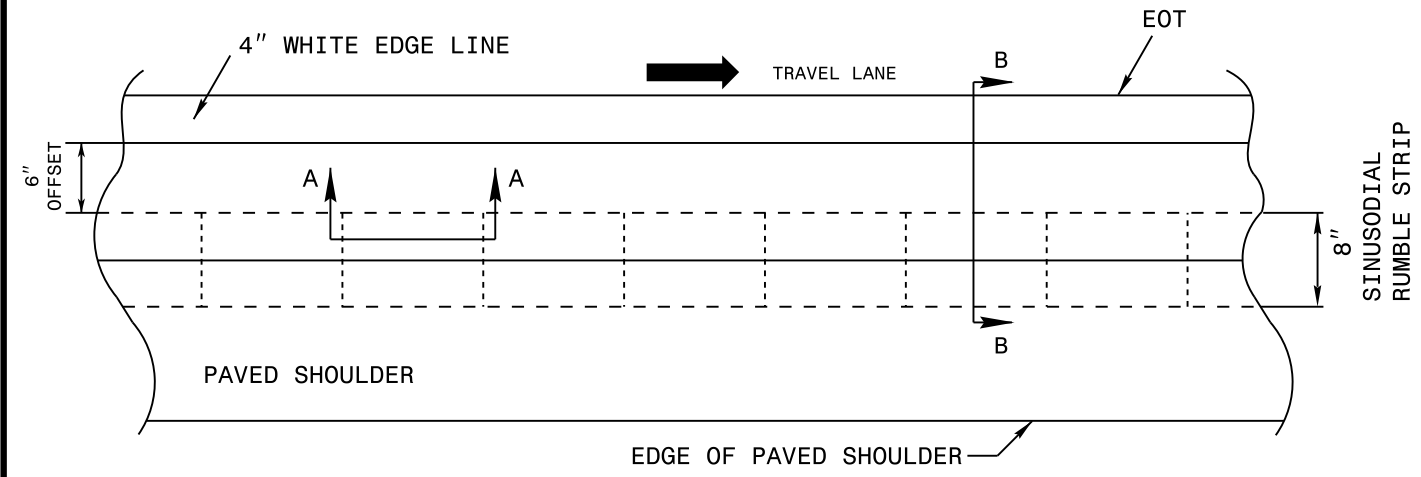
7/25/2016

21-JUN-2018 6:36 S:\DCL\RDY\Ston\W-5710GA.dwg 52 Rumble Strips\sinusodial_rumble_strips-revised.dgn

DOCUMENT NOT CONSIDERED FINAL UNLESS ALL SIGNATURES COMPLETED

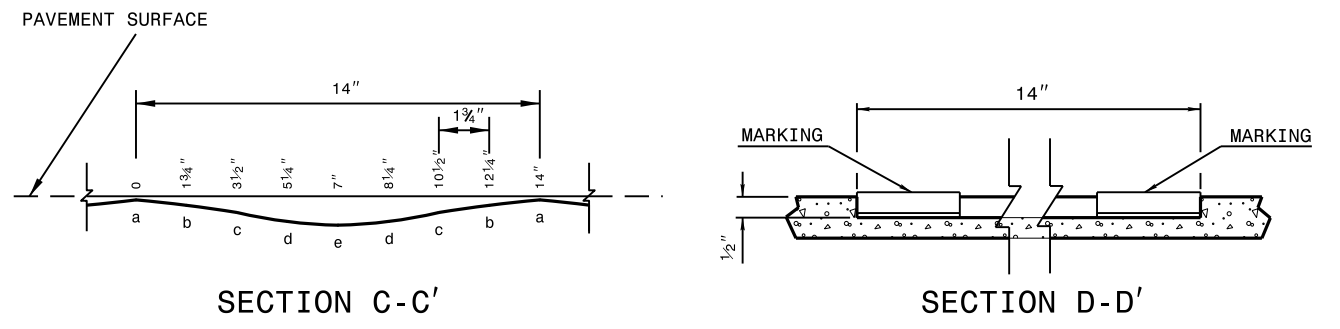


EDGE LINE TREATMENT

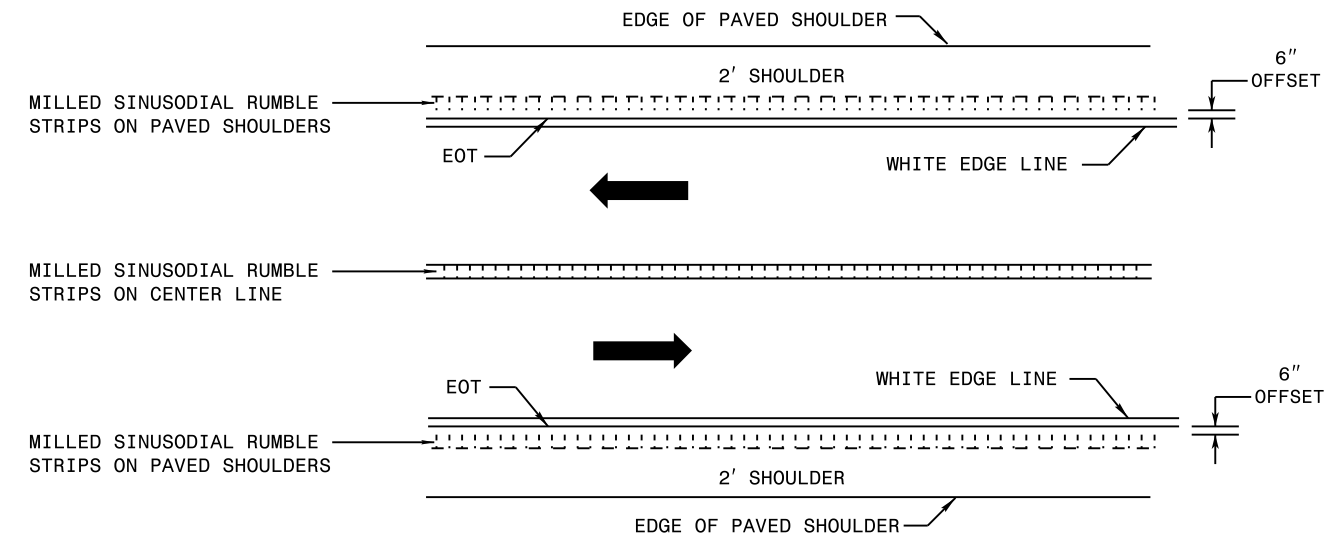
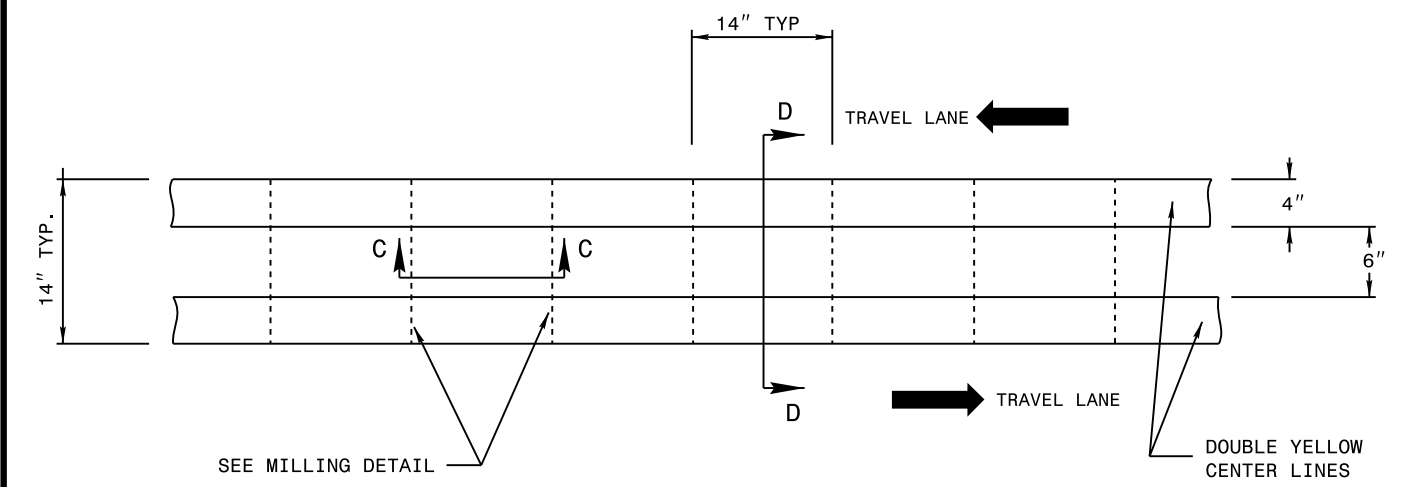


LOCATION	DEPTH	
	MIL	INCHES
a	62.5	1/16"
b	156	5/32"
c	281	9/32"
d	438	1/16"
e	500	1/2"

CENTER LINE MILLING DETAIL



CENTER LINE



LANE TREATMENT

NOTES:

- 1) PAVEMENT MARKING MATERIAL SHALL BE THERMOPLASTIC.
- 2) USING A VACUUM, REMOVE ALL DEBRIS FROM THE MILLINGS JUST PRIOR TO PLACING ANY PAVEMENT MARKINGS
- 3) ENSURE GLASS BEADS ARE SPREAD UNIFORMLY OVER THE ENTIRE SURFACE OF THE PAVEMENT MARKING MATERIAL.
- 4) PLACE MILLED SINUSODIAL RUMBLES AS SHOWN ABOVE IN THIS DETAIL ON BOTH SHOULDERS IN BOTH DIRECTIONS.
- 5) IF SNOWPLOWABLE MARKERS ARE TO BE INSTALLED IN THE CENTERLINE, SKIP A 24" SPACE IN THE RUMBLE STRIPES EVERY 80'.

7/25/2016

21-JUN-2018 16:34 S:\DC\RDY\Ston\W-5710GA-US 52 Rumble Strips\sinusodial rumble strips-revised.dgn